


POST CONSIDERATIONS


Designs shown at 5% of actual size.

Note to fabricator: Steel or Stainless Steel Posts are what have been approved. Construction of posts need to be tested and worked out further.


Sign should be bolted together with spacers between the areas where posts aren't available.

I don't recommend bringing the posts above the height of the Core-Ten and steel. It would detract from the hills.






3" Cor-ten posts



Designs shown at 10% of actual size.

GATEWAY SIGN (WITH OPTIONAL STEEL POSTS)



5" Cor-ten posts



Designs shown at 5% of actual size.

